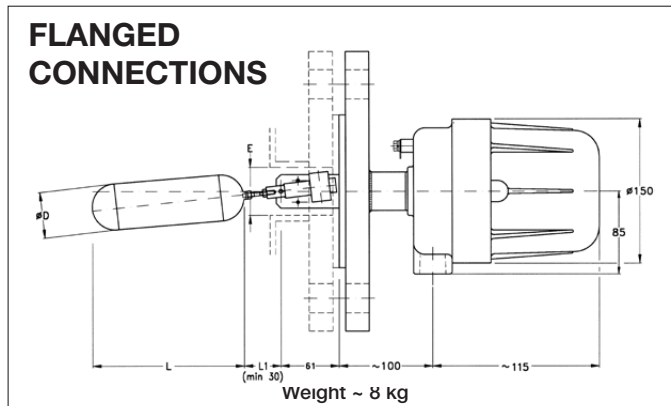
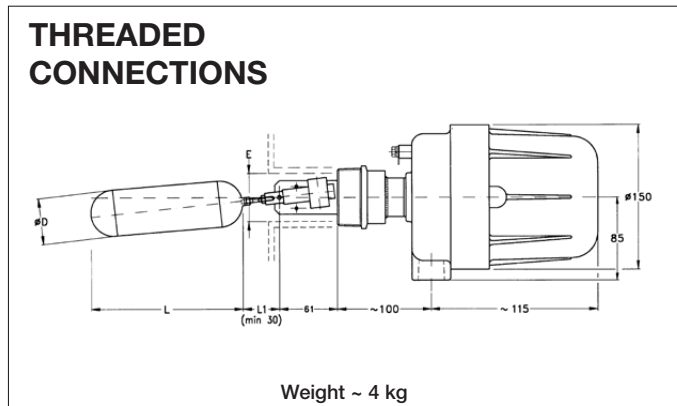



1020 SERIES LEVEL SWITCHES

One-float magnetic opposition level switch, for side mounting with one switching unit, for pressure up-to 52 kg/cm², for temperature up-to 200°C and for fluids with a specific gravity of min. 0,6 kg/dm³.

Set point accuracy: ±5mm



STANDARD CONNECTIONS
UNI PN 10 - 16 - 25 - 40 / DN 50 - 65 - 80 - 100
ANSI 150 - 300 - 600 / 2" - 2 1/2" - 3" - 4"
Threaded connection 2" - 3" NPT-M ÷ GAS
Square flange 92 x 92 - PN 6

FLOATS				
D mm	L mm	APPLICATIONS	min S.G. kg/dm ³	min E mm
49	150	All the models	0,6	50
69	120	Only with flange of 3" - 4"	0,6	70
94	140	Only with flange of 4"	0,6	96

DIFFERENTIALS WITH S.G. = 1 Kg/dm ³			
rod	floats		
L1	49 x 150	69 x 120	94 x 140
30	30	25	30
100	45	40	40
150	55	50	50
200	60	55	60

Values in mm

MODEL		1021 Q	1022		1024		1026	
STANDARD FLANGE		SQUARE FLANGE 92 x 92	2"- 2 1/2" 3" - 4" ANSI 150 ANSI 150 DN 50 - 65 DN 80 - 100	PN 10 - 16 - 25 PN 10 - 16 - 25	2"- 2 1/2" 3" - 4" ANSI 300 ANSI 300 DN 50 - 65 DN 80 - 100	PN 40 PN 40	2"- 2 1/2" - 3" - 4" ANSI 300	
VERSION		JL	A (*)	J	A (*)	J	A (*)	J
T 38° C	Kg/cm ²	6	20	19	40	40	52	50
T 60° C	Kg/cm ²	4	19	18	37	35	50	48
T 100° C	Kg/cm ²	2	17	16	35	31	46	42
T 200° C	Kg/cm ²	1	13	13	33	27	43	35
BODY RATING		PN 6	ANSI 150		PN 40		ANSI 300	

On request versions with rating higher than ANSI 300 can be supplied (models 1027 - 1028 - 1029)

(*) Versions with flange of 2" and DN 50 can be only in AISI 316

INSTRUMENTS		THREADED CONNECTIONS		EMPLOYMENT LIMIT
MODEL		1021 A	1021 B	
STANDARD CONNECTION		2" NPT-M 2" GAS	3" NPT-M 3" GAS	
VERSION		JL	JL	T max = 200° C P max = 53 kg/cm ²

EMPLOYED MATERIALS

CODE FOR:	Materials	Carbon steel	AISI 316
	Connection (*)	A	J
	Float	-	2

On request versions in plastic materials (PVC - Moplen - PVDF) can be supplied

(*) The threaded connection, the square flange version 92 x 92, 2" and DN 50 can be only in AISI 316

CONTACTS

Type	Dry microswitch					Pneumatic switch*
Range	250 V a. c. 10 A 125 V d. c. 0,5 A	125 V d. c. 10 A	250 V a. c. 10 A 125 V d. c. 0,5 A waterproof	125 V a. c. 1 A 28 V d. c. 1 A waterproof with gold contacts	250 V a. c. 1A 24 V d.c. 3A sealed with inert gas	Output: 0 ÷ 40 psi max.
CODE	M2	M3	M4	M6	M14	PNA (aluminium)

On request versions with two simultaneous SPDT can be supplied

* Air inlet and output connection 1/4" NPT-F *- No bleed type

AVAILABLE HOUSINGS

Type of execution	Waterproof	Explosion proof
Material	Aluminium	Aluminium
Electrical connection	1/2" NPT-F/GAS 3/4" NPT-F/GAS ISO M20x1.5	1/2" UNI 6125/NPT-F 3/4" UNI 6125/NPT-F ISO M20x1.5
Protection degree	IP 66	ATEX II 1/2 G Ex d IIC T6 o T5 Ga/Gb ATEX II 1/2 D Ex ta/tb IIIC T85° o T100° C Da/Db IP 66
CODE	WP	EP

HOW TO ORDER

Example: 1022 - J - 2 - M2 - WP

1022 model
J process connection in
AISI 316
2 float in AISI 316
M2 dry microswitch
250 V ca. - 10 A
WP waterproof enclosure

The EP housings can be supplied also with explosion proof cable gland. The WP housings can be supplied with cable gland or connector 3 or 7 pins according to MIL rules. CESI certificate no. 02-ATEX-126 for EP housing.